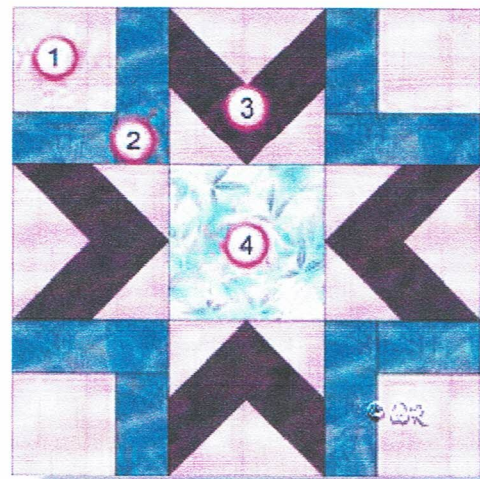


# Patchwork Square

Free Quilt Block Pattern

Fabric Placement



## Bright Morning Star

12" finished quilt block

### How-to Notes



Bisect square on one diagonal



Bisect square on both diagonals

\*All seam allowances are 1/4" unless noted otherwise

1



OFF WHITE


#### Background fabric 1

Cut 4 squares 3 1/8" (A)

Cut 4 squares 2 7/8" and bisect on one diagonal (B)

Cut 1 square 5 1/4" and bisect on both diagonals (C)

2



GREEN

#### Fabric 2

Cut 4 rectangles 1 7/8" x 3 1/8" (D)

Cut 4 rectangles 1 7/8" x 4 1/2" (E)

3



PURPLE

#### Fabric 3

Cut 4 squares 2 7/8" and bisect on one diagonal (F)

Cut 1 square 5 1/4" and bisect on both diagonals (G)

4




PROVIDED

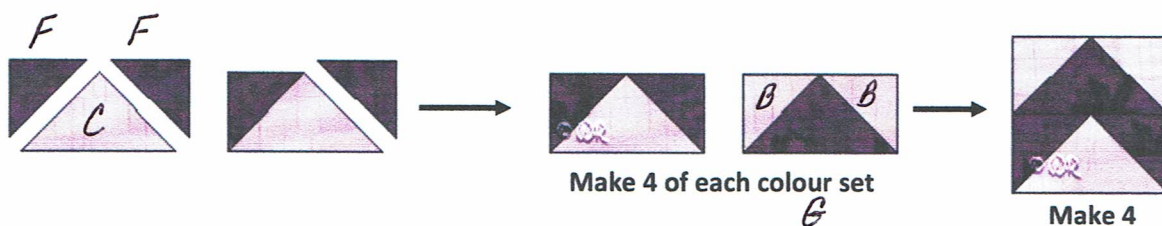
#### Fabric 4

Cut centre square 4 1/2" (H)

## Bright Morning Star



Make 4



Make 4 of each colour set

G

Make 4

