
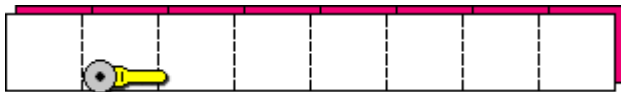


FLYFOOT

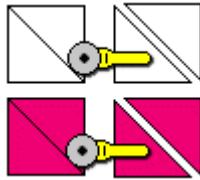


Makes a 12"
Finished
Block

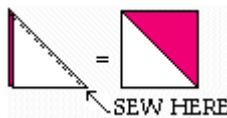
Stack your light and dark fabrics with right sides together and make sure all edges are aligned.




Cut a strip at 3 7/8". Then cut a total of 8 squares from each fabric at 3 7/8".



Cut 3 7/8" squares apart on the diagonal



Pair each light color triangle with a dark color triangle, and stitch, right sides together, using a scant 1/4" seam. Press seam allowances towards darker side fabric.



Piece your squares in the order shown at left, using a scant 1/4" seams. Press seams in alternating directions by row. Piece rows in order shown.