

2015 – 2016 Mystery BOM

Month Eleven – July 2016

This month's block is un-named and will be 4-1/2" unfinished (4" finished). You will make 19 of these blocks for the quilt. The block was modified from the Double Monkey Wrench block on EQ7.



Your fabric choices this month are to use medium and dark fabrics as show in the greyscale drawing.

While the cutting instructions shown call for cutting 2-1/8" squares to make the HST units, I cut 2-1/4" squares, then trimmed to final size of 1-7/8" after piecing. This allowed me a little bit of "wiggle" room in my seam allowance on the HST units.

What I cut was:

Dark: Two (2) 2-1/4" squares cut 1x on the diagonal

Four (4) 1-7/8" squares


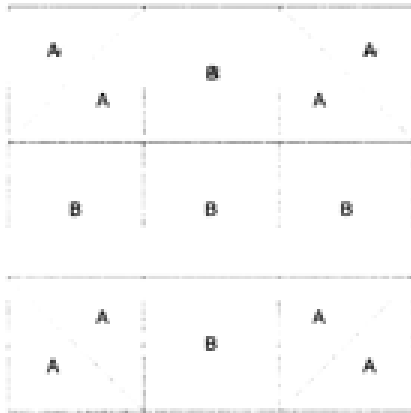
Medium: Two (2) 2-1/4" squares cut 1x on the diagonal

One (1) 1-7/8" square.



Have fun playing with the colors!

Unnamed

Key Block (31/50 actual size)



Cutting Diagrams



Patch Count



4 patches



4 patches



4 patches



1 patch

